Bruker Corporation at a Glance

- **Leading provider** of high-value life science tools and solutions
- **#1 or #2 market position** in majority of our portfolio
- Deep expertise in physics, chemistry, and **post-genomic biology**
- **Recent transformation in spatial biology**
- **3 consecutive years of double-digit organic revenue growth** (3)

~$3.2B(1)
Revenue

>11,000
Colleagues

R&D ~10%
of Revenue

Revenue Mix: TTM BSI(2) End Markets

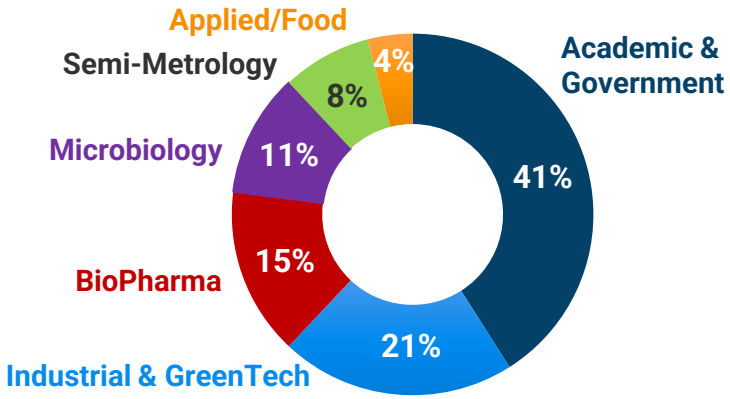

Repositioned for Strong Secular Trends, Diversified End Markets Mitigate Risk

TTM *Project Accelerate 2.0*

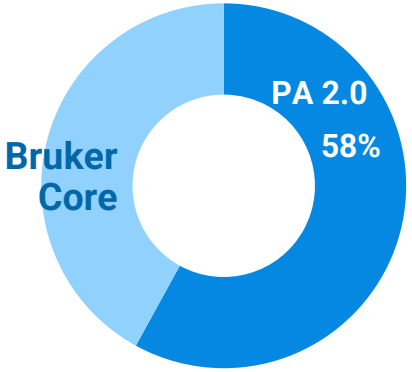

Project Accelerate 2.0 Pulls Up Revenue Growth & Margins

TTM BSI(2) by Geography

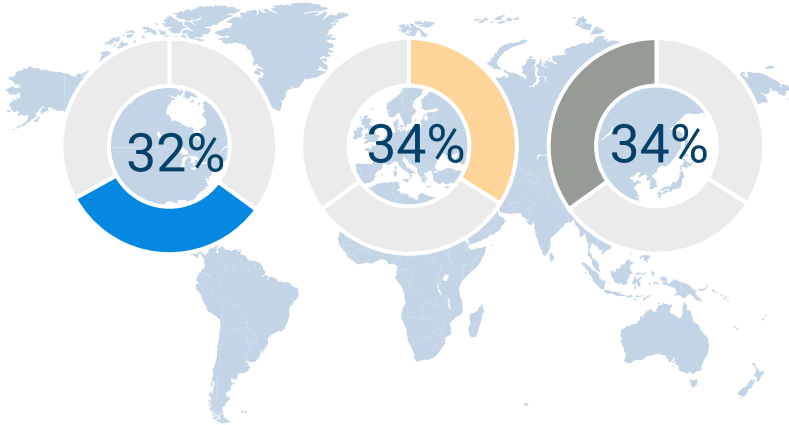

Balanced Geographic Mix

© 2024 Bruker (1) TTM (9/30/24) (2) Bruker Scientific Instruments (BSI) revenue reflects sum of BSI BioSpin, BSI CALID and BSI Nano Segments (3) FY23-FY21

US / China: Deep Dive

US Insights

- US represents ~28% of Bruker global revenues*
- ACA/GOV end market reflects academic, gov't research, medical research institutions/hospitals, and philanthropic funding
- NIH/US Gov't funded revenue is less than 5% of global revenues*

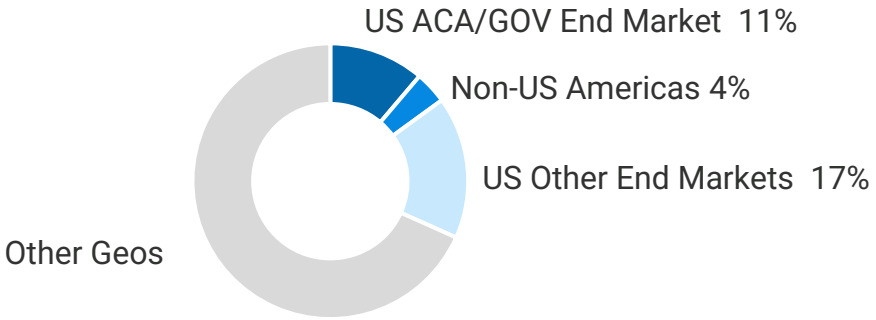

Revenue by Geography*

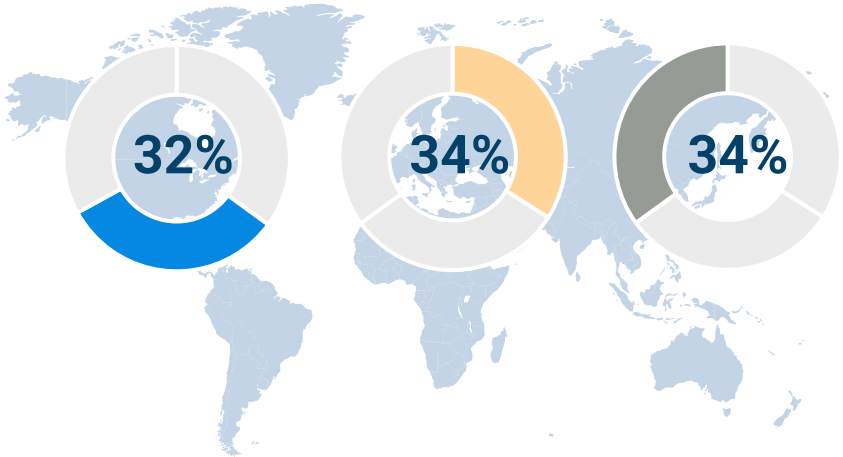

China Insights

- China represents ~15% (normalized) of Bruker global revenues*
- 90% of China revenue is manufactured outside US*
- No China content or products sold into the US
- No production or R&D activity in China
- US procurement from China is less than 1%

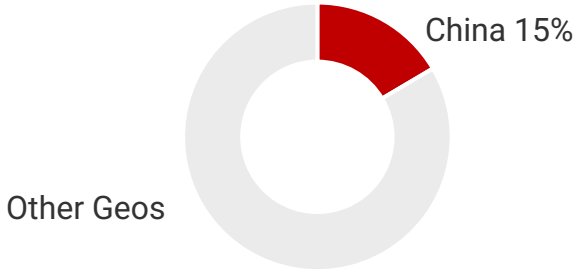

© 2024 Bruker

* - Reflects Bruker Scientific Instruments (BSI) segment revenue of BSI BioSpin, BSI CALID, BSI NANO for TTM ended 9-30-24