
SILVER
STANDARD
CORPORATE PRESENTATION

Notes Regarding Forward Looking Statements

This presentation contains “forward-looking statements” within the meaning of the United States Private Securities Litigation Reform Act of 1995 and “forward looking information” within Canadian securities laws (collectively “forward looking statements”) related to the Company and its operations, and in particular, the anticipated developments in our operations in future periods, our planned exploration activities, the adequacy of our financial resources and other events or conditions that may occur in the future. Statements concerning mineral resources and reserve estimates may also be deemed to constitute forward-looking statements to the extent that they involve estimates of the mineralization that will be encountered if and when the property is developed or further developed. These statements relate to analyses and other information that are based on forecasts of future results, estimates of amounts not yet determinable and assumptions of management. These forward looking statements relate to, among other things: future production of silver and other metals; future cash costs per ounce of silver; the price of silver and other metals; the effects of laws, regulations and government policies affecting our operations or potential future operations; future successful development of our San Luis and Pitarrilla projects and other development projects; the sufficiency of the Company’s current working capital, anticipated operating cash flow or our ability to raise necessary funds; estimated production rates for silver and other payable metal produced by the Company; timing of production and the cash and total costs of production at our Pirquitas mine; the estimated cost of sustaining capital; ongoing or future development plans and capital replacement, improvement or remediation programs; the estimates of expected or anticipated economic returns from the Company’s mining projects including: future sales of the metals, concentrates or other products produced by the Company; and the Company’s plans and expectations for its properties and operations.

Any statements that express or involve discussions with respect to predictions, expectations, beliefs, plans, projections, objectives, assumptions or future events or performance (often, but not always, using words or phrases such as “expects”, “anticipates”, “plans”, “projects”, “estimates”, “assumes”, “intends”, “strategy”, “goals”, “objectives”, “potential” or variations thereof, or stating that certain actions, events or results “may”, “could”, “would”, “might” or “will” be taken, occur or be achieved, or the negative of any of these terms and similar expressions) are not statements of historical fact and may be forward-looking statements. Forward-looking statements are subject to a variety of known and unknown risks, uncertainties and other factors that could cause actual events or results to differ from those expressed or implied by the forward-looking statements, including, without limitation: uncertainty of production and cost estimates for the Pirquitas Mine; uncertainty of development or production at our mineral exploration properties; risks and uncertainties associated with new mining operations, including start-up delays and operational issues; risks and hazards associated with the business of mineral exploration, development and mining (including environmental hazards, industrial accidents, unusual or unexpected geological or structure formations, pressures, cave-ins and flooding); risks and uncertainties relating to the mineral resources and reserve estimates and related assumptions and the interpretation of drill results and the geology, grade and continuity of our mineral deposits; unpredictable risks and hazards related to the development and operation of a mine or mine property that are beyond our control; risks related to our ability to obtain adequate financing for our planned development activities and to complete further exploration programs; fluctuations in spot and forward markets for silver, gold and base metals and certain other commodities; our history of losses and the potential for future losses; risks related to general economic conditions, including recent market and world events and conditions; inadequate insurance, or inability to obtain insurance, to cover these risks and hazards; relationships with and claims by local communities and indigenous populations; diminishing quantities or grades of mineral reserves as properties are mined; challenges to, or difficulty maintaining, the Company’s title to properties and continued ownership thereof; risks related to our covenants given with respect to our 4.5% convertible senior notes due 2028; differences in U.S. and Canadian practices for reporting mineral resources and reserve; changes in national and local legislation, taxation, controls or regulations and political or economic developments or changes in Canada, the United States, Argentina, Mexico, Peru or other countries where the Company holds assets or may carry on business; risks related to the delay in obtaining or failure to obtain required permits, or non-compliance with permits we have obtained; increased costs and restrictions on operations due to compliance with environmental laws and regulations; regulations and pending legislation governing issues involving climate change, as well as the physical impacts of climate change; risks related to reclamation activities on our properties; uncertainties related to title to our mineral properties and the surface rights thereon; our ability to successfully acquire additional commercially mineable mineral rights; risks related to currency fluctuations (such as the Argentine peso, Peruvian sol and Mexican peso); increased costs affecting the mining industry, including the current high rate of inflation in Argentina; increased competition in the mining industry for properties, qualified personnel and management; risks related to some of our directors’ and officers’ involvement with other natural resource companies; our ability to attract and retain qualified management to grow our business; risks related to estimates of future income tax assets and liabilities; risks related to claims and legal proceedings; our ability to maintain adequate internal control over financial reporting; our ability to monetize the full value of our interest in Pretium Resources and those factors identified under the heading “Risk Factors” in the Company’s most recent Form 20-F and Annual Information Form filed with the United States Securities and Exchange Commission (the “SEC”) and Canadian and Provincial securities regulatory authorities.

This list is not exhaustive of the factors that may affect any of our forward-looking statements. Forward-looking statements are statements about the future and are inherently uncertain, and our actual achievements or other future events or conditions may differ materially from those reflected in the forward-looking statements due to a variety of risks, uncertainties and other factors, including, without limitation, those referred to in this news release. Our forward-looking statements are based on the beliefs, expectations and opinions of management on the date the statements are made, and we do not assume any obligation to update forward-looking statements if circumstances or management’s beliefs, expectations or opinions should change. For the reasons set forth above, you should not place undue reliance on forward-looking statements.

All figures are in U.S. dollars unless otherwise noted.

Cautionary Note to U.S. Investors

All disclosure about our exploration properties in this Presentation conforms to the standards of United States Securities and Exchange Commission (the "SEC") Industry Guide 7, *Description of Property by Issuers Engaged or to be Engaged in Significant Mining Operations*, other than disclosure of "Mineral Resources", "Measured Mineral Resources", "Indicated Mineral Resources" and "Inferred Mineral Resources", which are Canadian geological and mining terms as defined in accordance with Canadian National Instrument 43-101 under the guidelines set out in the CIM Standards.

In this Presentation references to "**Canadian National Instrument 43-101**" or "**NI 43-101**" are references to National Instrument 43-101, Standards of Disclosure for Mineral Projects, of the Canadian Securities Administrators and references to "**CIM Standards**" are references to Canadian Institute of Mining, Metallurgy and Petroleum (the "CIM") Standards on Mineral Resources and Mineral Reserves, adopted by the CIM Council on December 11, 2005 as may be amended from time to time by the CIM.

Cautionary Note to U.S. Investors concerning estimates of Measured Mineral Resources and Indicated Mineral Resources.
This Presentation uses the terms "Measured Mineral Resource" and "Indicated Mineral Resource." We advise U.S. investors that while such terms are recognized and required under Canadian regulations, the SEC does not recognize them. **U.S. investors are cautioned not to assume that any part or all of the Mineral Resources in these categories will ever be converted into Mineral Reserves.**

Cautionary Note to U.S. Investors concerning estimates of Inferred Mineral Resources.
This Presentation uses the term "Inferred Mineral Resources." We advise U.S. investors that while such term is recognized and required under Canadian regulations, the SEC does not recognize it. "Inferred Mineral Resources" have a great amount of uncertainty as to their existence, and great uncertainty as to their economic and legal feasibility. It cannot be assumed that all or any part of an Inferred Mineral Resource will ever be upgraded to a higher category. Under Canadian rules, estimates of Inferred Mineral Resources may not generally form the basis of feasibility or other economic studies. **U.S. investors are cautioned not to assume that any part or all of an Inferred Mineral Resource exists, or is economically or legally mineable.**

Non-GAAP measures – Cash cost per ounce of silver

The Company uses the non-GAAP measures of direct mining cost, total cash cost and total production cost per ounce of silver to manage and evaluate operating performance. The Company believes that, in addition to conventional measures prepared in accordance with GAAP, certain investors use this information to evaluate the Company's performance and ability to generate cash flows. Accordingly, it is intended to provide additional information and should not be considered in isolation or as a substitute for measures of performance prepared in accordance with GAAP.

This classification is based upon The Silver Institute's production cost standard as endorsed on June 16, 2011. Previous to this the Company reported cash production cost, cash operating cost and total production cost, and moved to The Silver Institute's production cost standard in its disclosures from June 30, 2011 in order to disclose a more standardized meaning within the industry. The key differences between this presentation and the Company's previous disclosure is that cash production costs included by-product credits whereas direct mining costs per The Silver Institute guidance only include costs incurred at the mine site. Total cash costs and cash operating costs remain consistent. Total production costs are consistent except that the Company had previously included reclamation costs which are excluded from The Silver Institute's guidance.


192Moz
SILVER RESERVES
SILVER STANDARD



Cash balance as of September 30, 2011.

Silver Fundamentals

SILVER STANDARD

A MULTI-BENEFIT METAL

- Monetary
- Industrial

AN INCREASINGLY IMPORTANT RESOURCE

- Growing industrial demand
- Finite resource base

Our Assets

PRODUCTION
Pirquitas
DEVELOPMENT
Pitarrilla
San Luis
Diablillos
RESOURCES
Berenguela
Challacollo
San Agustin
Veta Colorada
Candelaria
Maverick Springs
Sunrise Lake



PIRQUITAS

ONE OF THE LARGEST OPEN-PIT PRIMARY SILVER MINES IN THE WORLD



SILVER STANDARD

Source: Metals Economics Group. Based on annual production.

Pirquitas at a Glance[1]

SILVER STANDARD

Average Annual Production	**+8.0M oz Ag**
Resources (M + I)	**150M oz Ag**
Mine Life	**9 years**
2012E direct mining cost / oz	**$11.85**

93Moz

RESERVES



Pirquitas: Recent Accomplishments

- Improved milling efficiency
  - Rebuilt ball mill gearbox Q4 2011
- Increased crushing capacity
  - Installed new tertiary crusher Q1 2011
- Operating at or above designed levels
  - Milling rates averaging above 4,800 tpd
  - Recovery rates averaging above 78%
- Pursuing improved metal sales agreements
  - Long-term strategy is to sell directly to smelters
  - Completing spot sales to reduce inventory

Pirquitas: Production Outlook

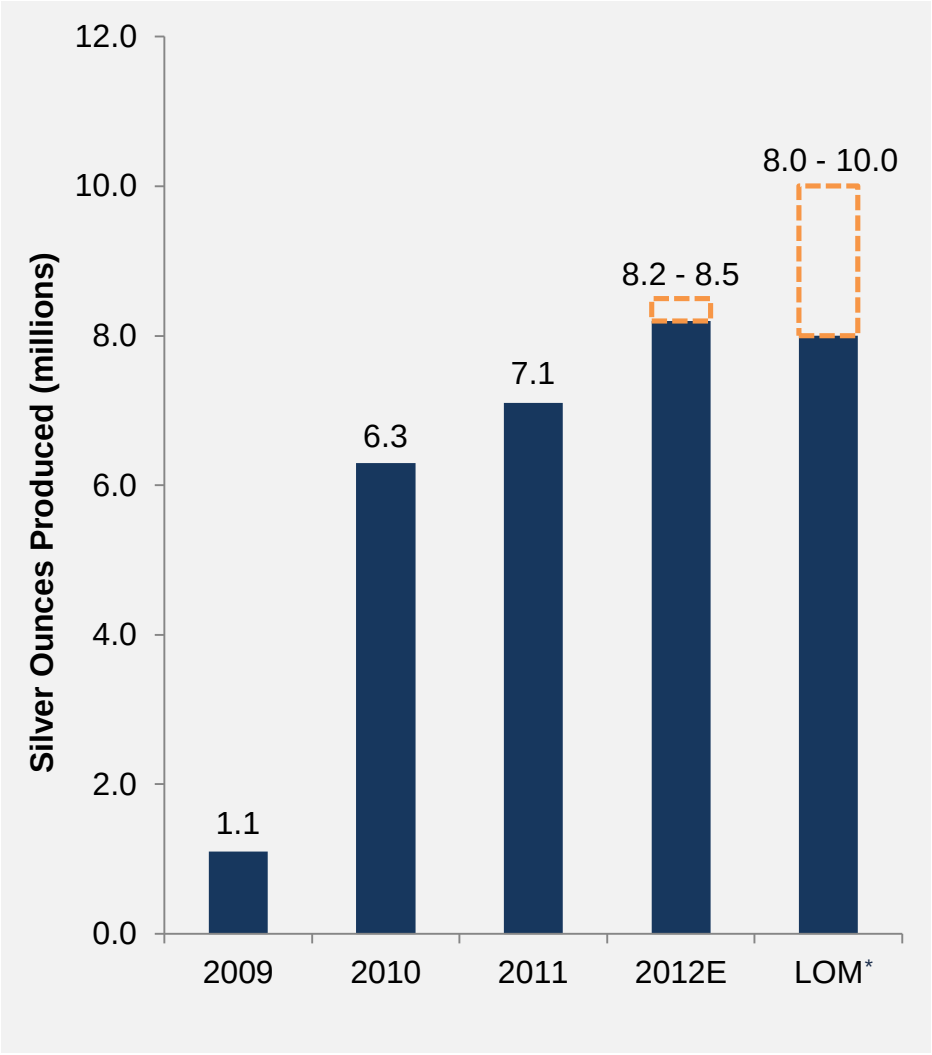

- 2012 Guidance
  - 8.2 - 8.5M oz Ag
  - 10.5 - 11.5M lb Zn

* Over first 6.5 years of the mine plan. The final 2.5 years of production is the re-processing of tailings.

Pirquitas: Expanding The Resource

+15,000m
TO BE DRILLED IN 2012

2-Level
GEOPHYSICAL PROGRAM

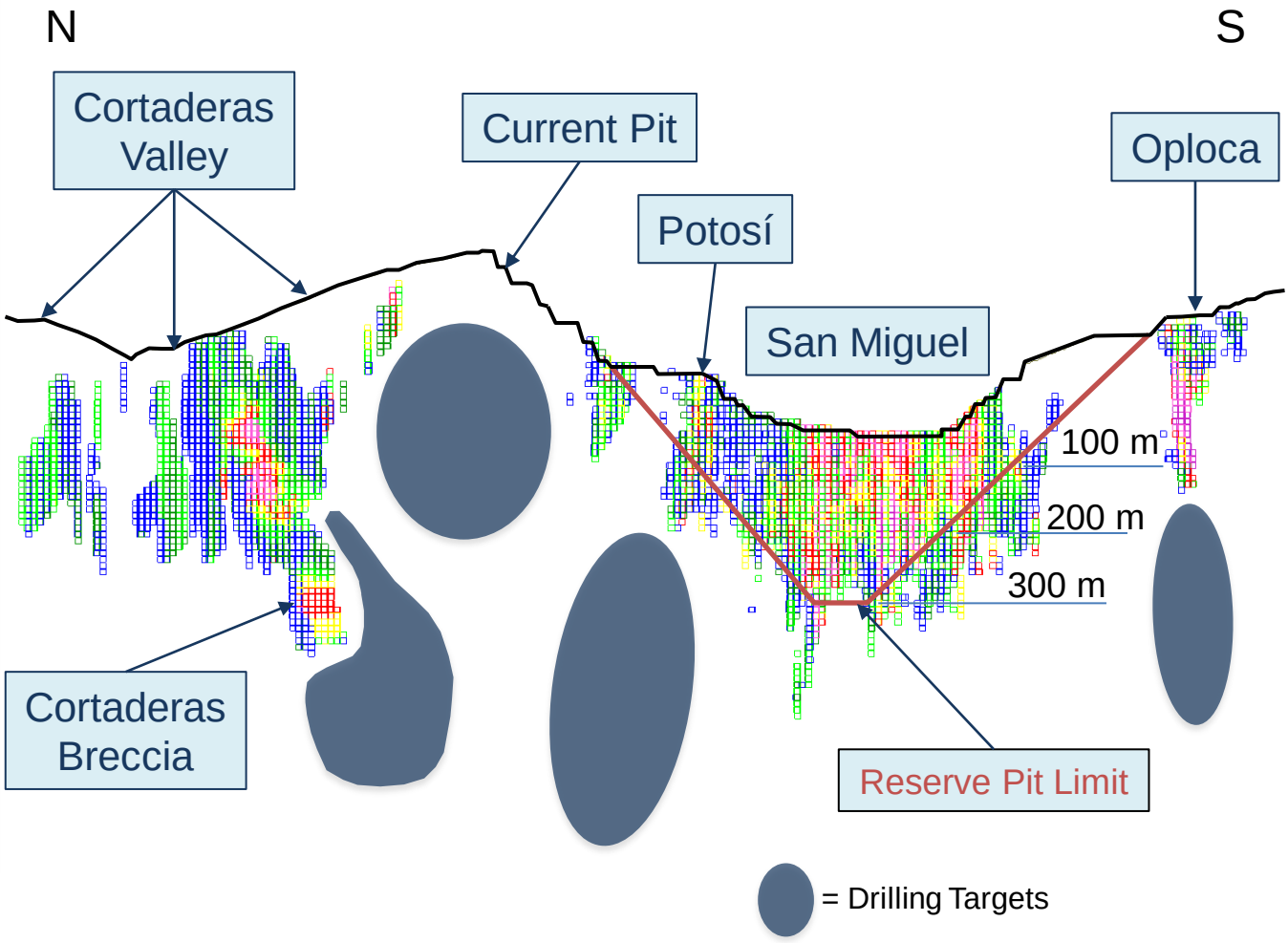



PITARRILLA

OUR LARGE SCALE OPPORTUNITY DISCOVERED BY SILVER STANDARD

SILVER STANDARD

Pitarrilla at a Glance [2]



Mine Design	**Open-Pit**
Plant Design	**16,000 tpd with Leach & Flotation Circuits**
Resources (M + I)	**656M oz Ag**
Estimated Construction Time	**~3 Years**

Pitarrilla: Recent Accomplishments

- $25M investment in August 2011
- Hired project manager and development team
- Baseline environmental survey commenced
- Released updated mineral resource estimate
  - Measured + Indicated: 655.7M oz Ag
  - Inferred: 65.0M oz Ag
- Advanced construction and operations camps

Pitarrilla: 2012 Feasibility Study

- Contracted M3 Engineering for Feasibility study
- Scheduled to be completed by mid-year 2012
- Design based on:
  - 16,000 tpd open-pit mine
  - Leach and flotation processing facilities
  - Producing silver doré and separate zinc and lead concentrates

Pitarrilla: Mineralization Zones

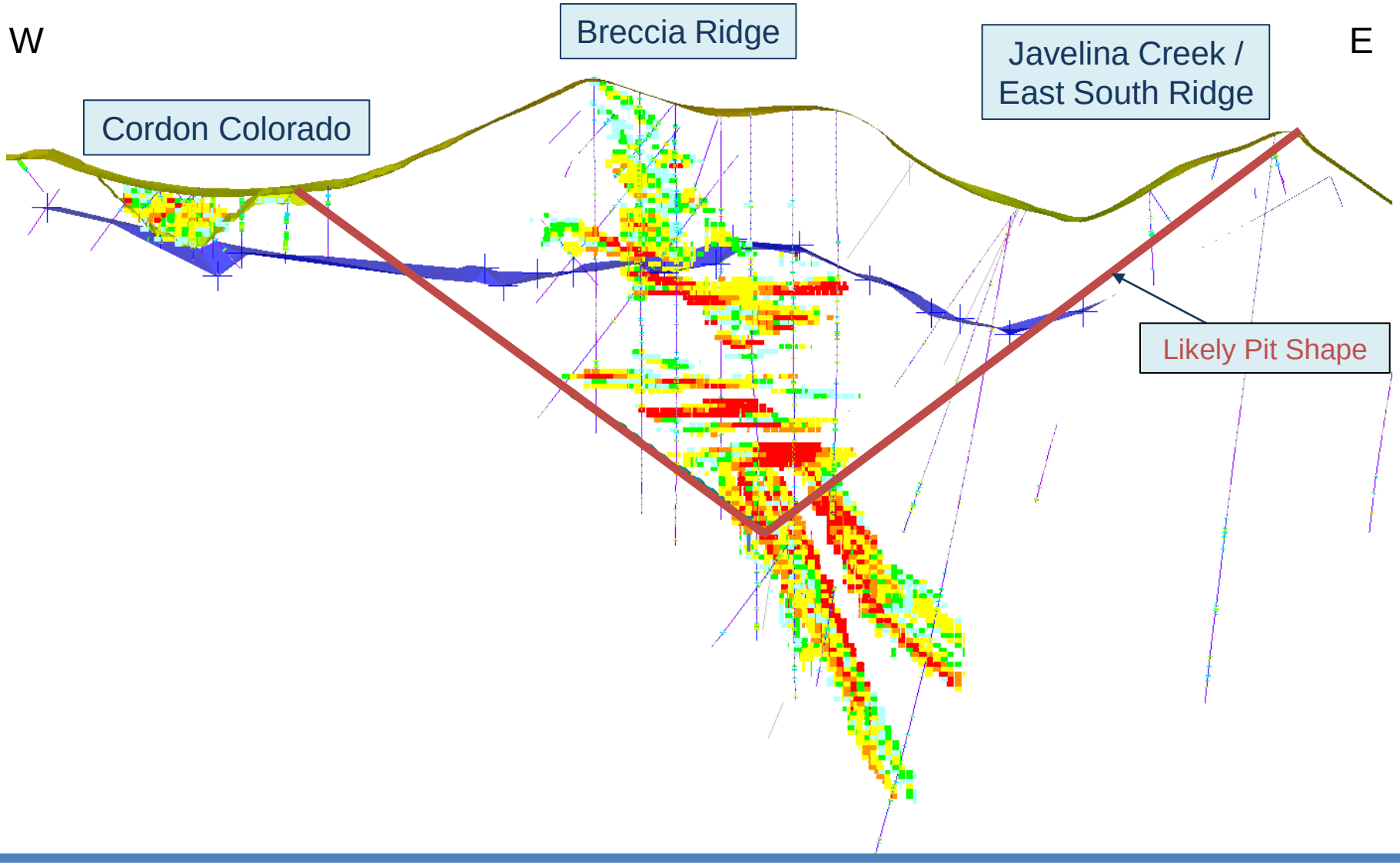



SAN LUIS

HIGH-GRADE GOLD AND SILVER PROJECT

SILVER STANDARD

San Luis at a Glance[3]



Estimated Average Annual Production	**1.9M oz Ag** **78,000 oz Au**
Resources (M + I)	**7.2M oz Ag** **0.29M oz Au**
Estimated Mine Life	**3.5 Years** *(Ayelén vein only)*
Estimated Cap-Ex	**$90 - $100M**
Estimated Construction Time	**<2 Years**

San Luis: Recent Accomplishments

- Feasibility study completed in Q2 2010
- Consolidated interest in Q3 2011
- Agreement with Cochabamba community
- Progressing negotiations with Ecash community



San Luis: 2012 Focus

- Drill the BP Zone targeting a copper porphyry
- Gain approval for the Environmental Impact Statement
- Continue advancing community programs
  - Land access agreements
  - Sustainable development projects

Diablillos at a Glance [4]



Resources (M + I)	**77M oz Ag** **0.64M oz Au**
2012 Focus	**Increase resources with drilling program in H1 2012**

San Agustin at a Glance [5]

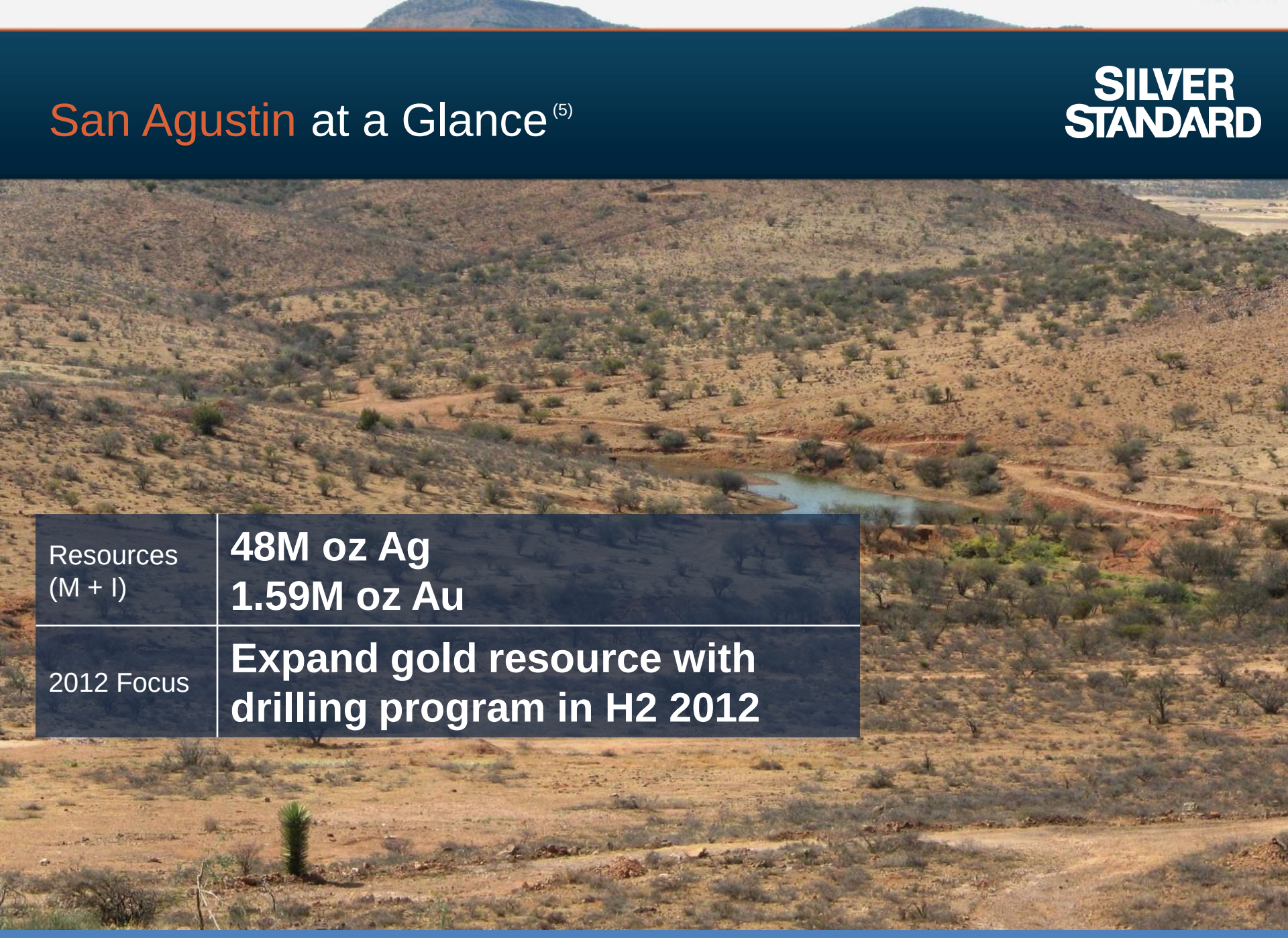

Resources (M + I)	**48M oz Ag** **1.59M oz Au**
2012 Focus	**Expand gold resource with drilling program in H2 2012**

Our Future

400K HECTARES

OF UNDEREXPLORED, PROSPECTIVE LAND

+$20M

2012 EXPLORATION INVESTMENT



Successful Exploration Track Record

Reserves	**192M oz Ag**
Measured & Indicated *(Inclusive of reserves)*	**1,149M oz Ag**
Inferred	**373M oz Ag**
Snowfield + Brucejack	**Cash Proceeds: C$348M** **Retained Interest: C$381M***
Bowdens	**Sold for A$75M**



* Based on 18.9 million shares at a price of C$16.30 on February 10, 2012 and 5.75 million warrants at a price of C$12.50.

Management and Board of Directors

Management Team



John Smith
President, CEO and Director



Joe Phillips
SVP, Operations and Development



Gregory Martin
SVP and Chief Financial Officer



Ron Burk
VP, Exploration



John DeCooman
VP, Business Development

Board of Directors



Peter Tomsett
Former CEO, Placer Dome Inc.



Richard C. Campbell MBE
Former President, British Petroleum Alaska



Mike Anglin
Former VP Operations & COO, Base Metals Group BHP Billiton Inc.



Richard D. Paterson
Managing Director, Genstar Capital



John Brodie, FCA
President, John R. Brodie Capital Inc.
Former KPMG Partner

NOW

BUILDING PERFORMANCE



SILVER STANDARD

Mineral Reserves [6]

SILVER STANDARD

Mineral Reserves								
	Metal grade						Contained metal	
	Tonnes (mil.)	Silver (g/t)	Gold (g/t)	Lead (%)	Zinc (%)	Tin (%)	Silver (mil. oz)	Gold (mil. oz)
Pirquitas								
Proven	10.4	181.2	-	-	0.52	0.26	60.4	-
Probable	5.1	168.9	-	-	1.04	0.19	27.6	-
Stockpiles	1.2	129.2	-	-	1.03	0.15	5.0	-
Pitarrilla								
Probable	16.7	171.0	-	1.12	2.57	-	91.7	-
San Luis								
Proven	0.06	604.5	28.3	-	-	-	1.1	0.05
Probable	0.45	426.2	16.7	-	-	-	6.1	0.24

Mineral Resources: Measured & Indicated (6)

SILVER STANDARD

Measured & Indicated Mineral Resources									
	Metal grade							Contained metal	
	Tonnes (mil.)	Silver (g/t)	Gold (g/t)	Lead (%)	Zinc (%)	Tin (%)	Copper (%)	Silver (mil. oz)	Gold (mil. oz)
Pirquitas*									
Measured	13.5	156.2	-	-	0.49	0.24	-	68.0	-
Indicated	19.3	132.4	-	-	1.00	0.19	-	82.1	-
Pitarrilla*									
Measured	23.0	86.7	-	0.67	1.14	-	0.07	64.2	-
Indicated	222.0	82.9	-	0.31	0.73	-	0.03	591.5	-
Diablillos									
Indicated	21.6	111.0	0.9	-	-	-	-	77.1	0.64
San Agustin									
Indicated	121.0	12.3	0.4	0.06	0.49	-	-	47.8	1.59
Berenguela									
Indicated	15.6	132.0	-	-	-	-	0.92	66.1	-
Challacollo									
Indicated	3.4	170.6	0.8	-	-	-	-	18.6	-
Candelaria									
Measured	3.1	152.2	0.1	-	-	-	-	15.1	0.01
Indicated	9.3	97.4	0.1	-	-	-	-	29.0	0.03
Maverick Springs									
Indicated	63.2	34.3	-	-	-	-	-	69.6	-
Sunrise Lake									
Indicated	1.5	262.0	0.7	2.40	6.00	-	-	12.8	0.03

* Measured and Indicated Resources are inclusive of Reserve for the Pirquitas and Pitarrilla properties.

Mineral Resources: Inferred [6]

SILVER STANDARD

Inferred Mineral Resources									
	Metal grade							Contained metal	
	Tonnes (mil.)	Silver (g/t)	Gold (g/t)	Lead (%)	Zinc (%)	Tin (%)	Copper (%)	Silver (mil. oz)	Gold (mil. oz)
Pirquitas	7.0	99.7	-	-	2.3	0.04	-	22.6	-
Pitarrilla	31.3	64.7	-	0.18	0.44	-	0.01	65.0	-
Diablillos	7.2	27.0	0.8	-	-	-	-	6.3	0.19
San Agustin	91.2	12.6	0.4	0.07	0.48	-	-	36.9	1.06
Berenguela	6.0	111.7	-	-	-	-	0.74	21.6	-
Challacollo	4.6	160.7	-	-	-	-	-	23.6	-
Candelaria	50.5	51.1	0.1	-	-	-	-	82.8	0.03
Maverick Springs	77.6	34.3	-	-	-	-	-	85.6	-
San Marcial	2.3	191.8	-	0.32	0.66	-	-	14.3	-
Sunrise Lake	2.6	169.0	0.5	1.90	4.40	-	-	13.9	0.04

Reserves & Resources: Notes to Tables

The Mineral Reserves & Resources Summary complies with National Instrument 43-101.
Mineral Reserves have been calculated based on the following metal prices and cutoffs:

Property	Silver (US$/oz)	Tin (US$/lb)	Lead (US$/lb)	Zinc (US$/lb)	Copper (US$/lb)	Gold (US$/oz)	Cut-off
Pirquitas	$25.00	-	-	$1.09	-	-	$35.52 NSR
Pitarrilla	$11.00	-	$0.50	$0.70	$2.00	-	$50.00 NSR
San Luis	$12.50	-	-	-	-	$800	6.9 gpt AuEq

Mineral Reserves and Resources tabulated here were prepared by Qualified Persons:
Pirquitas: Reserves, R. Bruce Kennedy, P.E. and Trevor J. Yeomans, P.Eng., ACSM; Resources, Dr. Warwick S. Board, Ph.D, P.Geo.; NI 43-101 Technical Report on the Pirquitas Mine, Jujuy Province, Argentina, December 23, 2011.
Pitarrilla: Reserves, Wardrop - Jacqueline McAra, P. Eng., Marinus A. de Ruijter, P. Eng., Iouri Iakovlev, P. Eng., Hasan Ozturk, P. Eng., Miloje Vicentijevic, P. Eng., Peter Wells, P.SAIMM and Scott Cowie, MAusIMM.; P & E - Wayne D. Ewert, P. Geo., Tracy J. Armstrong, P. Geo and Eugene Puritch, P. Eng.; Knight Piesold - Daniel Friedman, P. Eng. and Robert A. Mercer, P. Eng.; Resources, Dr. Warwick S. Board, Ph.D, P. Geo; Technical Report on the La Pitarrilla Property, Durango, Mexico, September 28, 2006, Technical Report and Resource Estimate on the La Pitarrilla Property, Breccia Ridge Deposit, Durango, Mexico, August 26, 2008; Technical Report - Pitarrilla Property Pre-Feasibility Study, September 2009. News release dated February 27, 2012.
San Luis: Reserves, Steve L. Milne, P.E. Resources, Michael Lechner, P.G. CPG and Donald Earnest, P.G.; Technical Report for the San Luis Project Feasibility Study, June 2010.
Diablillos: J. Douglas Blanchflower, P. Geo. and Dr. Gilles Arseneau, P. Geo.; Technical Report on the Diablillos Property - Salta and Catamarca Provinces, Argentina, July 2009.
San Agustin: Dr. Gilles Arseneau, P. Geo.; San Agustin Resource Estimate, March 2009.
Berenguela: James A. McCrea, P. Geo.; Technical Report on the Berenguela Property, October 26, 2005.
Challacollo: C. Stewart Wallis, P. G., P. Geo.; Challacollo Resource Review, September 17, 2003.
Candelaria: Mark G. Stevens, P.G.; Candelaria Project Technical Report, May 24, 2001.
Maverick Springs: Neil R. Burns, P. Geo.; Technical Report Maverick Springs Project, Nevada, USA, April 13, 2004.
San Marcial: C. Stewart Wallis, P. G., P. Geo. and N. Eric Fier, C.P.G.; Technical Report on the San Marcial Project, October 15, 2002.
Sunrise Lake: Dr. William E. Roscoe, P. Eng. and C. Stewart Wallis, P. G., P. Geo.; Report on the Sunrise Property, NWT, September 3, 2003.

Cut-offs: Pirquitas: 50 g/t silver (using US$25.00/oz silver and US$1.09/lb zinc). Pitarrilla: 30 g/t silver. San Luis: 6 g/t gold equivalent. Recoveries 94% gold and 90% silver. Diablillos: US$10.00 recovered metal values (RMV) and the following metals prices and recoveries: gold (US$700/oz, 65%); silver (US$11.00/oz, 40%). San Agustin: US$3.40 RMV in oxide material and US$6.25 RMV in sulphide material and the following metal prices and recoveries: gold (US$631.97/oz,72%); silver (US$11.63, 74%); zinc (US$1.11/lb., 50%); and lead US$0.78/lb.; 62%). Berenguela: 50 g/t silver. Candelaria: lode resources 0.5 oz/ton soluble silver. Maverick Springs: 1.0 oz/ton silver equivalent. Silver Standard controls 100% of contained silver resources and Allied Nevada Gold Corporation controls 100% of contained gold resources. Challacollo: 50g/t silver. San Marcial: 30g/t silver. Sunrise Lake: 30g/t silver.

Cautionary note to U.S. investors concerning disclosure of contained ounces and estimates of measured, indicated and inferred mineral resources: The terms "measured mineral resource", "indicated mineral resource", and "inferred mineral resource" are Canadian geological and mining terms as defined in accordance with National Instrument 43-101, Standards of Disclosure for Mineral Projects ("NI 43-101") under the guidelines set out in the Canadian Institute of Mining, Metallurgy and Petroleum (the "CIM") Standards on Mineral Resources and Mineral Reserves, adopted by the CIM Council on December 11, 2005 as may be amended from time to time by the CIM. We advise U.S. investors that while such terms are recognized and required under Canadian regulations, the U.S. Securities and Exchange Commission (the "SEC") does not recognize them.

U.S. investors are cautioned not to assume that any part or all of the mineral deposits in the "measured mineral resource" and "indicated mineral resource" categories will ever be converted into reserves.

"Inferred mineral resources" have a great amount of uncertainty as to their existence, and great uncertainty as to their economic and legal feasibility. It cannot be assumed that all or any part of an inferred mineral resource will ever be upgraded to a higher category. Under Canadian rules estimates of inferred mineral resources may not form the basis of feasibility or other economic studies. U.S. investors are cautioned not to assume that any part of all of an inferred mineral resource exists, or is economically or legally mineable.

Disclosure of contained silver expressed in ounces is in compliance with NI 43-101, but does not meet the requirements of Industry Guide 7 of the SEC, which will only accept the disclosure of tonnage and grade estimates for non-reserve mineralization.

Presentation Footnotes

1) See the NI 43-101 Technical Report on the Pirquitas Mine, Jujuy Province, Argentina, dated December 23, 2011 filed on SEDAR and available on the company's web site. See news release dated January 12, 2012, for cost guidance.

2) See news release dated February 27, 2012, for updated mineral resource estimate and conceptual mine and plant design. See the NI 43-101 Technical Report - Pitarrilla Property Pre-feasibility Study dated September 21, 2009 (This report should be read in its entirety for additional information regarding the assumptions and key parameters included in the annual silver production, capital cost and financial analysis estimates), as well the Technical Report and Resource Estimate on the La Pitarrilla Project, Breccia Ridge Deposit, Durango, Mexico, dated August 26, 2008, and the Technical Report on the Pitarrilla Property, Durango, Mexico, dated September 28, 2006, filed on SEDAR and available on the company's web site.

3) See the Updated Mineral Resource Estimate San Luis Project, Ancash Department, Perú, dated January 9, 2009, and the Technical Report for the San Luis Project Feasibility Study dated effective June 4, 2010 filed on SEDAR and available on the company's web site.

4) See the Technical Report on the Diablillos Property, Salta and Catamarca Provinces, Argentina, dated July 27, 2009.

5) See the NI 43-101 Technical Report "San Agustin Resource Estimate" effective March 30, 2009 and filed on SEDAR April 16, 2009.

6) For a breakdown of Reserves and Resources by project and category and for a more detailed description of the key assumptions, parameters and methods used in calculating Silver Standard's Reserves and Resources, see Silver Standard's Annual information Form/ Form 20-F (Amended) on file with Canadian provincial securities regulatory authorities and the U.S. Securities and Exchange Commission and the Mineral Reserves and Resources Summary dated September 30, 2011, available on the company's web site.

Silver Standard's exploration programs are designed and conducted under the supervision of Ron Burk, Vice President, Exploration, Silver Standard Resources Inc.

Notes

Notes

Notes



CORPORATE PRESENTATION