

We are an innovative medical technology company primarily focused on improving women's health and well-being through early detection and treatment.

We enable healthier lives, everywhere, every day

As the leader in women's health, we deliver life-changing and life-saving diagnostic, detection, surgical and medical aesthetic products that are rooted in science, driven by technology, and inspired by our desire to empower women and help healthcare professionals diagnose and treat their patients with growing certainty, precision, and ever-greater peace of mind.

Genius™ 3D™ exam

The Genius™ 3D Mammography™ exam¹ detects 20-65% more breast cancers compared to 2D mammography alone.²



Brevera® Breast Biopsy System

The Brevera® breast biopsy system with CorLumina® imaging technology is the world's first and only solution to combine tissue acquisition, real-time imaging, verification and advanced post-biopsy handling—all in one, integrated system.



Affirm® Prone Biopsy System

Superior biopsy imaging using Genius 3D technology. Improved workflow results in faster procedures and an enhanced patient experience.



Horizon™ DXA Bone Densitometry

Provides high-quality clinical images that reveal the smallest fractures at the earliest stage—helping to keep patients strong and healthy. Horizon™ was designed to assess osteoporosis, obesity and aortic calcifications.



NovaSure® for AUB

NovaSure endometrial ablation for abnormal uterine bleeding (AUB) can dramatically improve a woman's comfort, confidence and quality of life. It is a safe, simple solution used by more than 3 million women since 2001.



MyoSure® Hysteroscopic Tissue Removal

The MyoSure procedure enables fast, safe removal of fibroids, polyps and retained products of conception in less than 15 minutes—without having to make a single incision. It enables convenient removal of intrauterine pathology under direct visualization.



Panther® System

Offers best-in-class automation and workflow for molecular diagnostics, giving laboratories greater freedom and flexibility with true walk-away processing and random access sampling. Delivers a broad menu of the most sensitive, accurate, and precise assays.



Aptima® Molecular Diagnostic Assays

Hologic developed the first FDA-cleared nucleic acid test for infectious diseases over 30 years ago. Today, our state-of-the-art Aptima assays quickly identify diseases like chlamydia, gonorrhea, trichomoniasis, HIV-1, HCV and HBV at early stages, often within days of infection.



ThinPrep® Pap Test

Cervical cancer was the #1 cancer killer of women prior to the introduction of Pap screening, now it's #14.³ Hologic's ThinPrep liquid-based cytology test has revolutionized cervical cancer screening and is the leading cervical specimen collection product in the world.



TempSure™ Envi

TempSure™ Envi is a radiofrequency treatment that safely delivers consistent and reliable skin tightening⁴ and tissue heating through its unique time and temperature control capability.



SculpSure®

SculpSure® is the first FDA-cleared, light-based device for non-surgical fat reduction. The procedure permanently eliminates fat cells in problem areas. Each treatment takes about 25 minutes and patients work with their physicians to develop a customized treatment plan.



©2019 Hologic, Inc. U.S./International. All rights reserved. Printed in the United States. Hologic, 3D Mammography, Aptima, Dimensions, Genius, NovaSure, Selenia, The Science of Sure, ThinPrep, Cynosure and SculpSure are trademarks and/or registered trademarks of Hologic, Inc. and/or its subsidiaries in the United States and/or other countries. This information is not intended as a product solicitation or promotion. Because Hologic materials are distributed through websites, eBroadcasts and tradeshows, it is not always possible to control where such materials appear.

1. The Genius™ exam is only available on the Hologic® 3D Mammography™ system. Please visit <https://www.MyGenius3D.com> for more information. 2. Friedewald SM, Rafferty EA, Rose SL, et al. Breast cancer screening using tomosynthesis in combination with digital mammography. JAMA. 2014 Jun 25;311(24):2499-507. 3. <https://www.report.nih.gov/nihfactsheets/viewfactsheet.aspx?csid=76> 4. Through soft tissue coagulation.

Financial Results

REVENUE HIGHLIGHTS 3Q19

NON-GAAP REVENUE (\$M)	3Q19	Reported Δ vs. 3Q18	CC Δ vs. 3Q18
Diagnostics ¹	\$305.4	3.8%	5.1%
Breast Health	\$325.4	5.7%	6.7%
Medical Aesthetics	\$85.0	(7.3%)	(5.5%)
GYN Surgical	\$112.2	4.2%	5.2%
Skeletal Health	\$24.4	8.2%	9.8%
Total Revenue	\$852.4	3.4%	4.7%
<i>ex. Blood</i>	\$838.2	4.1%	5.3%
US	\$642.5	4.2%	4.2%
OUS	\$209.9	1.3%	6.2%

FINANCIAL OVERVIEW 3Q19

NON-GAAP IN MILLIONS ex. EPS	3Q19	Δ vs. 3Q18
Revenue (\$M)	\$852.4	3.4%
<i>ex. Blood</i>	\$838.2	4.1%
Gross Margin	61.6%	(100 bps)
Operating Expenses	\$276.4	(0.9%)
Operating Margin	29.2%	40 bps
Net Margin	20.1%	80 bps
Diluted EPS	\$0.63	8.6%
EBITDA	\$276.4	5.6%

'19 FINANCIAL GUIDANCE

NON-GAAP ²	'19 Guidance	Reported vs. '18	CC vs. '18	4Q19 Guidance	Reported vs. 4Q18	CC vs. 4Q18
Revenue (\$M)	\$3,335–\$3,350	3.6%–4.1%	4.7%–5.2%	\$834–\$849	2.5%–4.4%	3.5%–5.3%
Diluted EPS	\$2.42–\$2.44	8.5%–9.4%		\$0.64–\$0.66	10.3%–13.8%	

CAPITAL DEPLOYMENT PRIORITIES

Expect adjusted free cash flow of more than \$600 million in FY19*

Business development priorities

- Tuck-in acquisitions
 - Accretive to revenue, EPS growth rates
 - Attractive ROIC
 - Leverage existing sales channels or expand into near adjacencies

Share repurchases

- \$211 million remaining on board authorization

*Excluding one-time items such as acquisition-related tax payments and legal settlements.

1. Includes contributions from divested blood screening business. Excluding blood, Diagnostics sales increased 5.7% on a reported basis, or 7.1% in constant currency.

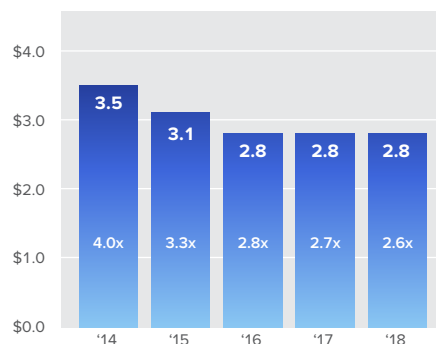
2. Guidance provided by press release on 7/30/19. Presentation here is not, and should not be construed as, re-affirmation of guidance. Guidance assumes diluted shares outstanding of approximately 272 million for the full year and an annual effective tax rate of approximately 22%.

3. Net debt is total debt minus cash; leverage ratio is principal debt minus cash to TTM adjusted EBITDA.

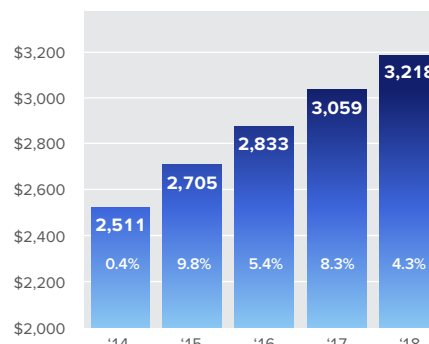
4. Total non-GAAP revenue and EPS growth as reported with the exception of FY14, which excludes ~\$20 million one-time revenue contribution from restructuring of Roka license, which increased operating margin and added \$0.05 to EPS. Reconciliations to GAAP are available in quarterly financial releases and at Hologic.com/investors.

5. ROIC on a Trailing Twelve Month basis, defined as adjusted net operating profit after tax divided by average net debt plus stockholders' equity.

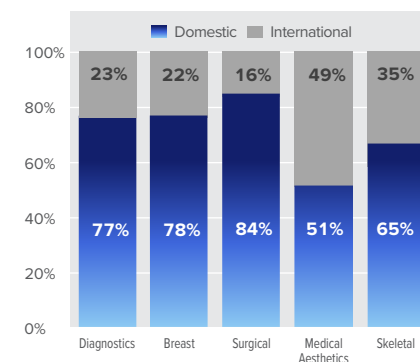
NET DEBT & LEVERAGE RATIO³



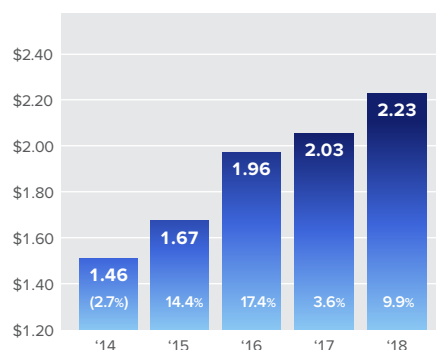
REVENUE & CC GROWTH RATES⁴



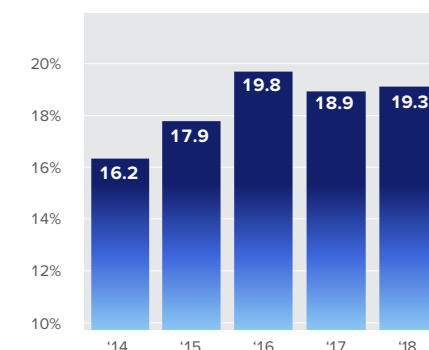
2018 DIVISIONAL REVENUE BY GEOGRAPHY



NON-GAAP EPS⁴



% NET MARGIN



ROIC⁵

