



NEWS RELEASE

SS&C GlobeOp Hedge Fund Performance Index: January performance -0.22%; Capital Movement Index: February net flows advance 0.60%

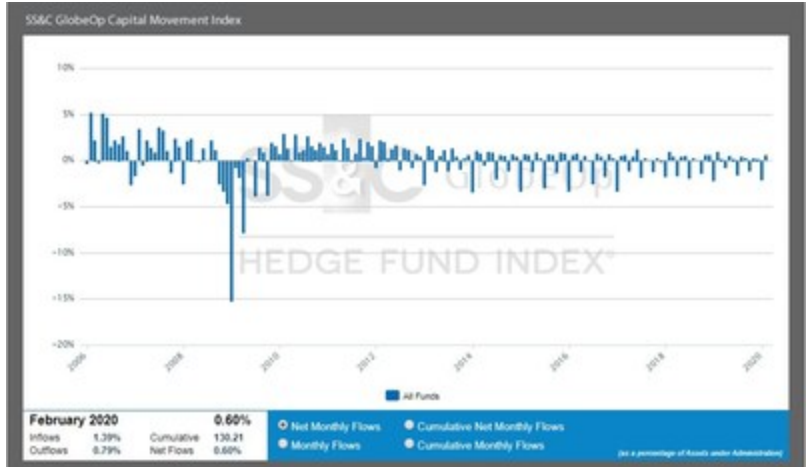
2/13/2020

WINDSOR, Conn., Feb. 13, 2020 /PRNewswire/ -- The gross return of the SS&C GlobeOp Hedge Fund Performance Index for January 2020 measured -0.22%.

Hedge fund flows as measured by the SS&C GlobeOp Capital Movement Index advanced 0.60% in February.

"SS&C GlobeOp's Capital Movement Index rose 0.60% for February 2020, reflecting positive net flows into hedge funds," said **Bill Stone**, Chairman and Chief Executive Officer, SS&C Technologies. "Though lower than the 0.94% gain reported a year ago, this solid increase indicates 2020 is off to a good start with respect to hedge fund asset growth."

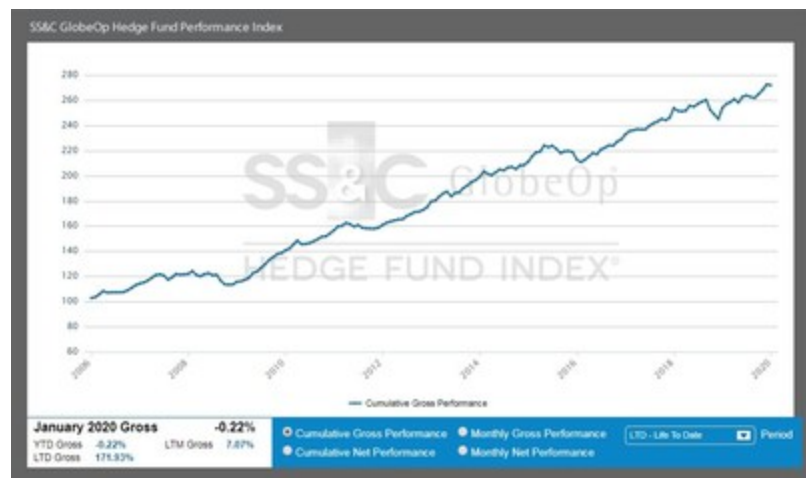
SS&C GlobeOp Hedge Fund Performance Index



The SS&C GlobeOp Hedge Fund Performance Index is an asset-weighted, independent monthly window on hedge fund performance. On the ninth business day of each month it provides a flash estimate of the gross aggregate performance of funds for which SS&C GlobeOp provides monthly administration services on the SS&C GlobeOp platform. Interim and final values, both gross and net, are provided in each of the two following months, respectively. Online data can be segmented by gross and net performance, and by time periods. The SS&C GlobeOp Hedge Fund Performance Index is transparent, consistent in data processing, and free from selection or survivorship bias. Its inception date is January 1, 2006.

The SS&C GlobeOp Hedge Fund Performance Index offers a unique reflection of the return on capital invested in funds. It does not overstate exposure to, or the contribution of, any single strategy to aggregate hedge fund performance. Since its inception, the correlation of the SS&C GlobeOp Performance Index to many popular equity market indices has been approximately 25% to 30%. This is substantially lower than the equivalent correlation of other widely followed hedge fund performance indices.

SS&C GlobeOp Capital Movement Index



The SS&C GlobeOp Capital Movement Index represents the monthly net of hedge fund subscriptions and redemptions administered by SS&C GlobeOp on the SS&C GlobeOp platform. This monthly net is divided by the total assets under administration (AuA) for **fund administration** clients on the SS&C GlobeOp platform.

Cumulatively, the SS&C GlobeOp Capital Movement Index for February 2020 stands at 130.21 points, an increase of 0.60 points over January 2020. The Index has declined 2.76 points over the past 12 months. The next publication date is March 12, 2020.

Published on the ninth business day of each month, the SS&C GlobeOp Capital Movement Index presents a timely

and accurate view of investments in hedge funds on the SS&C GlobeOp administration platform. Data is based on actual subscriptions and redemptions independently calculated and confirmed from real capital movements, and published only a few business days after they occur. Following the month of its release, the Index may be updated for capital movements that occurred after the fifth business day.

SS&C GlobeOp Hedge Fund Performance Index

Base	100 points on 31 December 2005
Flash estimate (current month)	-0.22%*
Year-to-date (YTD)	-0.22%*
Last 12 month (LTM)	7.07%*
Life to date (LTD)	171.93%*

*All numbers reported above are gross

SS&C GlobeOp Capital Movement Index

Base	100 points on 31 December 2005
All time high	150.77 in September 2013
All time low	99.67 in January 2006
12-month high	133.16 in March 2019
12-month low	129.61 in January 2020
Largest monthly change	- 15.21 in January 2009

SS&C GlobeOp Forward Redemption Indicator

All time high	19.27% in November 2008
All time low	1.85% in January 2012
12-month high	4.95% in December 2019
12-month low	2.26% in January 2020
Largest monthly change	9.60% in November 2008

About the SS&C GlobeOp Hedge Fund Index®

The SS&C GlobeOp Hedge Fund Index (the Index) is a family of indices published by SS&C GlobeOp. A unique set of indices by a hedge fund administrator, it offers clients, investors and the overall market a welcome transparency on liquidity, investor sentiment and performance. The Index is based on a significant platform of diverse and representative assets.

The SS&C GlobeOp Hedge Fund Index is available at www.sscglobeopindex.com or through a link on the homepage of www.sscglobeop.com. Alert and RSS subscriber options are available at www.sscglobeop.com. Index Twitter comments: [#HFIndex](https://twitter.com/HFIndex).

The **SS&C GlobeOp Capital Movement Index** and the **SS&C GlobeOp Forward Redemption Indicator** provide monthly reports based on actual and anticipated capital movement data independently collected from all hedge fund clients for whom SS&C GlobeOp provides administration services on the SS&C GlobeOp platform.

The **SS&C GlobeOp Hedge Fund Performance Index** is an asset-weighted benchmark of the aggregate performance of funds for which SS&C GlobeOp provides monthly administration services on the SS&C GlobeOp platform. Flash estimate, interim and final values are provided, in each of three months respectively, following each business month-end.

While individual fund data is anonymized by aggregation, the SS&C GlobeOp Hedge Fund Index data will be based on the same reconciled fund data that SS&C GlobeOp uses to produce fund net asset values (NAV). Funds acquired through the acquisition of Citi Alternative Investor Services are integrated into the index suite starting with the January 2017 reporting periods. SS&C GlobeOp's total assets under administration on the SS&C GlobeOp platform represent approximately 10% of the estimated assets currently invested in the hedge fund sector. The investment strategies of the funds in the indices span a representative industry sample. Data for middle and back office clients who are not fund administration clients is not included in the Index, but is included in the Company's results announcement figures.


About SS&C Technologies

SS&C is a global provider of services and software for the financial services and healthcare industries. Founded in 1986, SS&C is headquartered in Windsor, Connecticut, and has offices around the world. Some 18,000 financial services and healthcare organizations, from the world's largest companies to small and mid-market firms, rely on SS&C for expertise, scale and technology.

Additional information about SS&C (NASDAQ: SSNC) is available at www.ssctech.com.

SOURCE: GlobeOp SS&C



 View original content to download multimedia:<http://www.prnewswire.com/news-releases/ssc-globeop-hedge-fund-performance-index-january-performance--0-22-capital-movement-index--february-net-flows-advance-0-60-301004260.html>

SOURCE GlobeOp SS&C