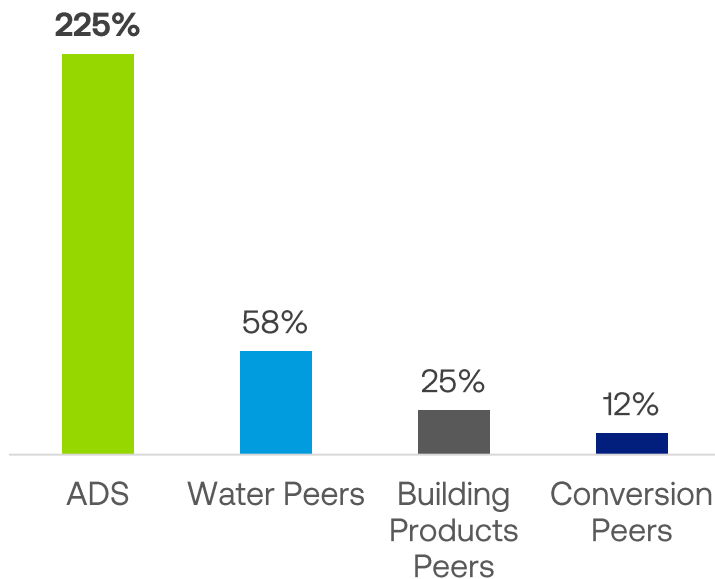


Key Financial Highlights

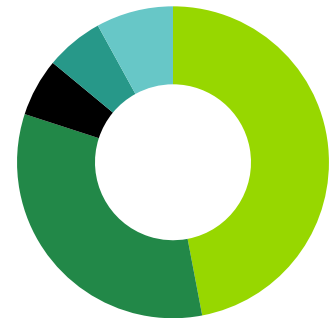
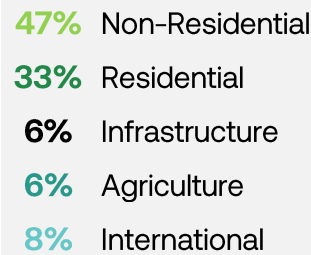
5-Year Total Shareholder Return

Return from March 31, 2018 to March 31, 2023

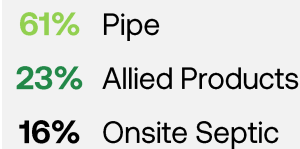


Source: FactSet market data as of 3/31/2023. Total Shareholder Return includes share price appreciation plus dividends.
Peers: Water – MWA, WTS, XYL, AQUA; Building Products – AWI, CNR, GFF, JELD, DOOR, SSD; Conversion – AZEK, JHX, SWIM, TREX, HAYW

FY 2023 Sales by End Market



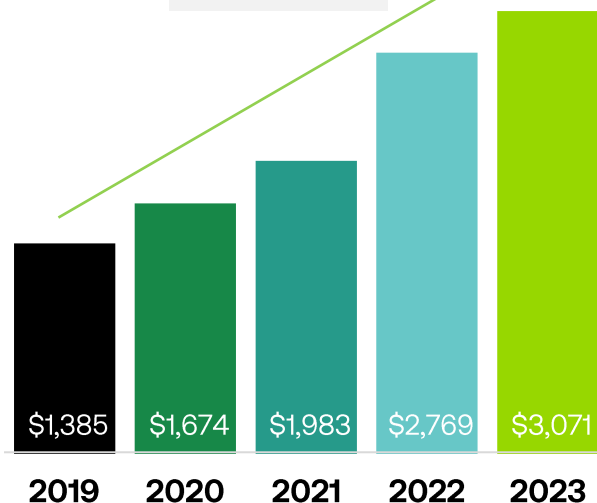
FY 2023 Sales by Product Category



5-Year Revenue Trend

In millions

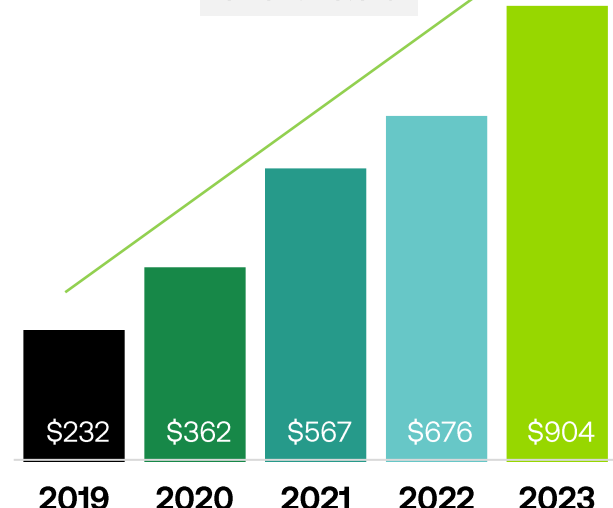
CAGR: 22.0%



5-Year Adjusted EBITDA¹ Trend

In millions

CAGR: 40.5%



¹ EBITDA adjustments exclude transaction costs and certain non-cash items; Adjusted EBITDA is a Non-GAAP measure. Please see "Management's Discussion and Analysis of Financial Condition and Results of Operations" section of the accompanying Form 10-K for the definitions of non-GAAP measures and reconciliation of non-GAAP measures to GAAP measures.

PUT SIMPLY /// OUR PROMISE

To protect and manage water, the world's most precious resource,
safeguarding our environment and communities

Innovative Water Management Solutions



Industry Leading Recycling Solutions

ADS is one of the Largest Plastic Recyclers in North America

5-Year Impact



2.6

Billion pounds
of plastic
recycled



3.3

Billion pounds of
GHG emissions
avoided



320,000

Cars taken off
the road
(equivalent)